

# **“God, Look!”**

**Written by Cora Alley  
Music by Keith Ward**

**This play was inspired by the life of one woman:**

**Jody Stuckey**

**a faithful "Teacher," who ministered to so many  
"Lost" people, who became "Found" children of God,  
through her bold witness.**

**She rested from her tireless labors  
when cancer took her to her eternal reward in 1983.**

## “God, Look!” Summary

**Scripture:** Matthew 9:37

*“The harvest is plentiful, but the laborers are few.”*

**Topic:** One-to-one evangelism

**Performance time:** 1 hour

**Number of Players:** 15-30 players (*smaller casts double up on parts*)

**Objective:** This "dream play" speaks to every person's search for significance. It follows the adventures of a new Christian, "*Lost*" who becomes "*Found*," then learns from her "*Teacher*," the importance of helping one "*Lost*" person at a time, become "*Found*." She stands in awe at the pure simplicity of God's high call to evangelism.

### Synopsis:

“God, Look!” is the inspiring story of “*Lost*” who becomes “*Found*” when a “*Teacher*” shares the good news of the Gospel with her. Overwhelmed with the desire to please God, who did so much for her, our newly-found Christian begins her quest to discover what it is that pleases the heart of God the most.

Her *Teacher* leads *Found* on a journey and helps her understand the ever-increasing expressions of her faith. “Surely there could be nothing that pleases God more than this,” she comments around each new turn in the road. She encounters the temptation of surrounding herself with the symbols of righteousness in “*Outward Show*”; with benevolent service in “*The Body of Christ*”; with a life of integrity in “*Good Deeds*,” and finally, with an exuberant expression of her love and talent in “*Public Ministry*.” Each time her patient teacher answers, “Yes, this pleases God, but there is more.”

To *Found's* dismay, her teacher leads her right back to where he met her, only to discover another “*Lost*” soul. Surprised, “*Found*” cries out “I want to please God, not this man!” “*Teacher*” puts all our all our attempts at pleasing God into perspective as he calmly states, “How can you say you love God, whom you have not seen, if you do not love your brother whom you have seen? He challenges “*Found*” to become a teacher herself and begin the cycle again by helping this “*Lost*” one to become “*Found*.”

"God, Look!" is a one hour, ensemble Christian play written to answer the question, "What is it that pleases God the most"? Few people ask themselves this question because the consumer mindset has left most Christians in the gentle "Comfort Zone" of the church pew where they are blissfully lulled into celestial fantasies as the organ melodiously pipes, "Nearer My God To Thee." They seem oblivious to the real issue: Christianity is a job description, not merely an affiliation!

This powerful message on personal evangelism is a one-hour Christian play the entire family will enjoy. “God, Look!” is excellent for Sunday mornings or evenings, mid-week Bible studies or a pot-luck dinner theater. It is excellent for retreats and touring companies as well.

## The Music of “God, Look”!

*The quest to please God is an ancient one, shared by all believers throughout the ages. In these honored hymns of the Church, we share the fellowship of the saints who have gone on this journey before us.*

“Look At Me”	Keith Ward
“Amazing Grace”	John Newton
“Jesus Loves Me”	Anna B. Warner William Bradbury
“His Name Is Wonderful”	Audrey Mieir
“Take My Life and Let It Be”	Frances Havergal H.A. Cesar Malan
“Nothing But The Blood Of Jesus”	Robert Lowry
“I’d Rather Have Jesus”	Rhea F. Miller George B. Shea
“Onward Christian Soldiers”	Sabina Baring-Gould Arthur S. Sullivan
“Stand Up, Sand Up for Jesus”	George Duffield George G. Webb
“Rise Up, O Men of God!”	William P. Merrill William H. Walter
“Have Thine Own Way, Lord”	Adalaide A. Pollard George C. Stebbins
“His Eye Is On The Sparrow” *	Mrs. C.D. Martin
“Be Thou My Vision”	Traditional (Irish)
“Since Jesus Came Into My Heart”	Rufus H. McDaniel
“Rock of Ages, Cleft For Me”	Augustus M. Toplady Thomas Hastings

\* “His Eye Is On The Sparrow” is included in the score in honor of Cora Alley’s father, Art VanGeloof, who sang it as his final act of worship before entering the presence of the Lord. It was his favorite song. It is certainly one of mine.

Keith Ward

# The Cast:

**Teacher:** \_\_\_\_\_  
**Lost/Found:** \_\_\_\_\_

## *“Daddy, Look”*

**Little Girl:** \_\_\_\_\_  
**Mom:** \_\_\_\_\_  
**Dad:** \_\_\_\_\_

(“Lost/Found,” and “Little Girl” sing solos in the play. You may also use off-stage singers or play the songs from the soundtrack CD.)

## *“Outward Show”*

**Bumper-sticker Salesperson:** \_\_\_\_\_  
**Bible Cover Salesperson:** \_\_\_\_\_  
**Jewelry Salesperson:** \_\_\_\_\_  
**Magazine Salesperson:** \_\_\_\_\_  
**T-shirt Salesperson:** \_\_\_\_\_

## *“Lamp Unto My Feet”*

**Seeker:** \_\_\_\_\_

## *“The Body Of Christ”*

**Old Woman (Myrtle):** \_\_\_\_\_  
**Starving Man:** \_\_\_\_\_  
**Food Deliverer:** \_\_\_\_\_  
**Child #1** \_\_\_\_\_  
**Child #1** \_\_\_\_\_

## *“Good Deeds”*

**Elizabeth:** \_\_\_\_\_  
**Maribell:** \_\_\_\_\_

## *“Public Ministry”*

**The Gospel Choir:** \_\_\_\_\_, \_\_\_\_\_,  
\_\_\_\_\_, \_\_\_\_\_  
**Evangelist (& singer)** \_\_\_\_\_

## *“God, Look!”*

**Final Lost:** \_\_\_\_\_

### **The Great Cloud of Witnesses (*Singers*):**

**Sopranos:** \_\_\_\_\_, \_\_\_\_\_, \_\_\_\_\_  
**Altos:** \_\_\_\_\_, \_\_\_\_\_, \_\_\_\_\_  
**Tenors:** \_\_\_\_\_, \_\_\_\_\_, \_\_\_\_\_  
**Basses:** \_\_\_\_\_, \_\_\_\_\_, \_\_\_\_\_

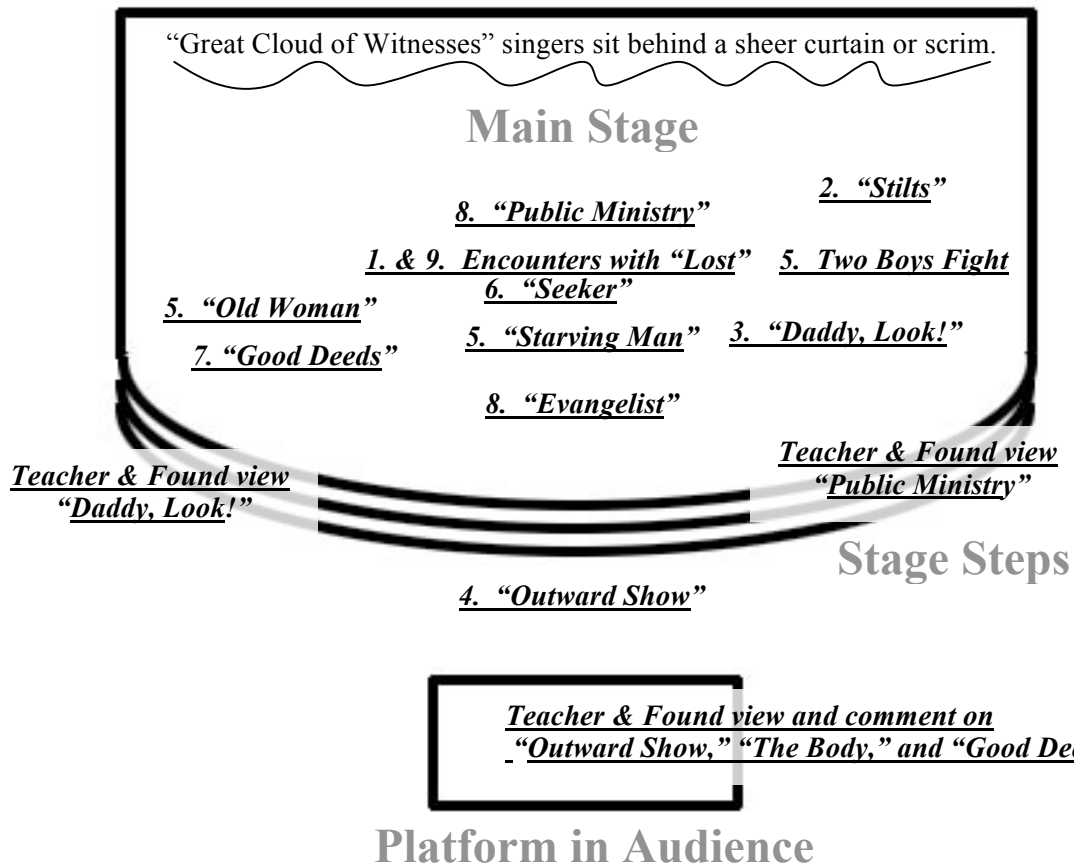
**Technical Director:** \_\_\_\_\_  
**Stage Manager:** \_\_\_\_\_  
**Directors:** \_\_\_\_\_, \_\_\_\_\_

**Props:**                   *(Lay out all props on a props table.)*

<b>Scene</b>	<b>Location</b>	<b>Props</b>
<b>1 – “The Encounter”</b>	Center Stage	Mask Stilts Water in wash basin Plants on edge of DC stage Wash cloth hidden in plants “Teacher” name tag “Lost” / “Found” name tag
<b>2 – “Stilts”</b>	Upstage Left	Stilts
<b>3 – “Daddy, Look!”</b>	Downstage Left	Newspaper Needlework Shoe box Marker Paint spray can 2 chairs
<b>4 – “Outward Show”</b>	House	Bumper stickers Bible covers Jewelry T-shirts Books Magazines
<b>5 – “The Body”</b>	Downstage Right Center stage Downstage Left	Rocker 2 chairs Shirt with “Food” on it Food Flowers Shawl
<b>6 – “A Lamp Unto My Feet”</b>	Upstage Left to Downstage Right	Bible (with “Seeker” speech)
<b>7 – “Good Deeds”</b>	Downstage Right House	IRS Tax Form Envelope Purse Woman’s hat Table Chair Pen “Found”/ “Teacher” name bib
<b>8 – “Public Ministry”</b>	Upstage Center	Bible with “Evangelist” speech
<b>9 – “Lost and Found”</b>	Center Stage	Mask Water in wash basin Plants on center stage Wash cloth hidden in plants



## Staging Overview:



### NOTE:

“God, Look!” is a surrealistic journey on which the new believer discovers how to please God. Because it is a “journey,” “Teacher” and “Found” have to travel. The performance space becomes their world, and the audience becomes their comrades as they discover the profound importance God places on all those who are “Lost” and the noble calling He extends to those who are “Found” to become “Teachers.”

Therefore, configure this show to be a journey throughout your performance space. Where you place all of these scenes is your call; however, use the same playing spaces for different scenes. The actors come and go, using lights as their “curtain.” Simply turn the light off on an area when a scene is finished, have the actors exit, have the next scene waiting to assume the same space, then turn the light on to indicate that we are in a new place at a new time.

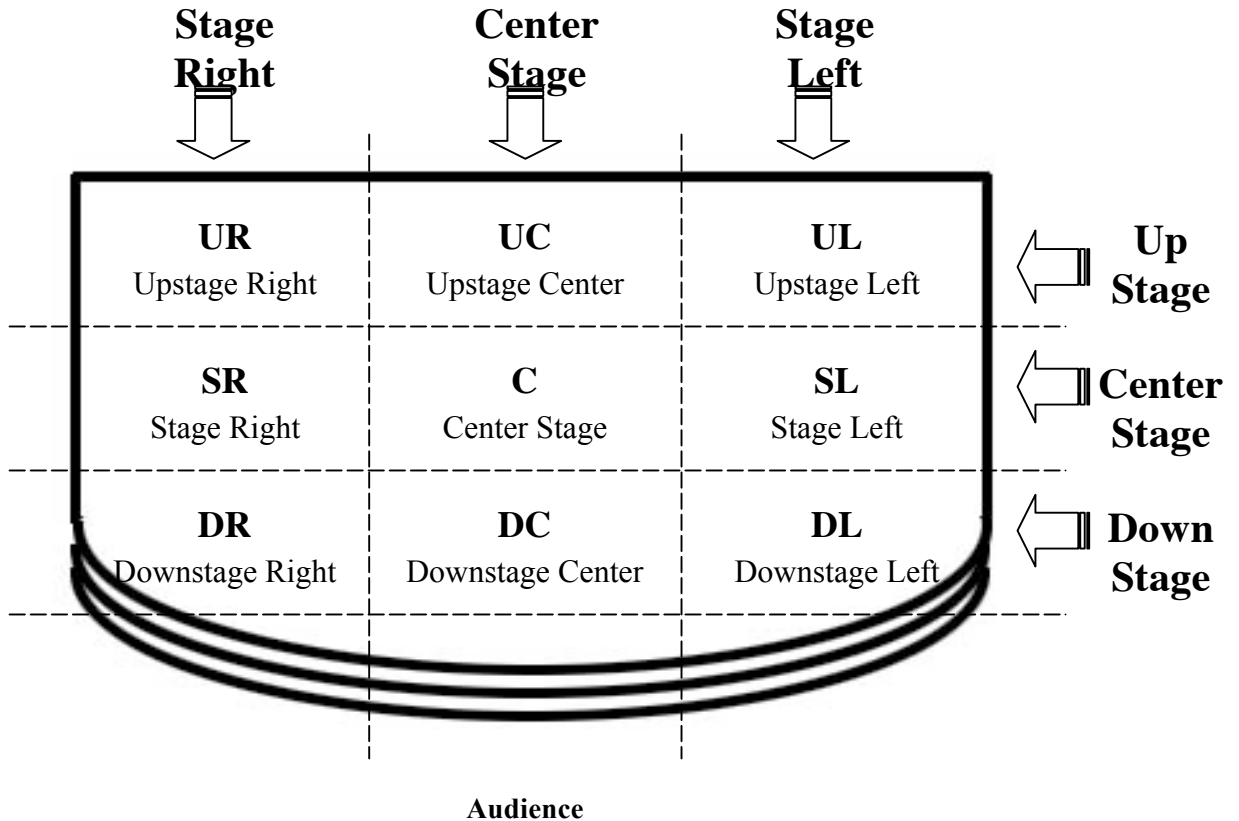
This show is very set friendly. Simple props that require no backdrop are suggested: a table, a chair, a pot of flowers, etc. Place your singers on a platform, off to the side, but ideally: behind a screen or translucent curtain so their silhouettes can be seen as they sing. This show has an

“Everyman” feel which takes place “Everywhere”! Have fun developing your own traffic pattern, just be sure that “Teacher and Found” establish some distance when they view scenes, and that “Teacher” is in the middle of the audience when he delivers his “Body of Christ” speech.



## Key To Stage Abbreviations

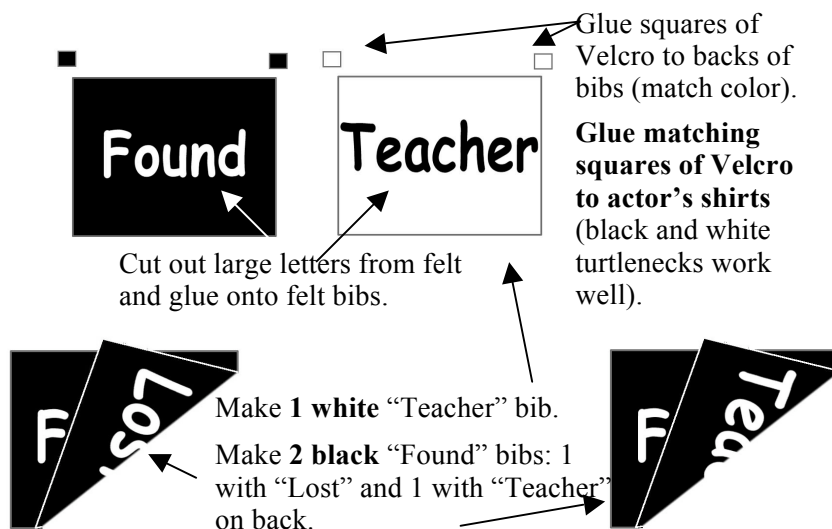
*Used in describing the locations of action on the stage.*



## Name Bib Directions

**Material:** Black felt and white felt

**Dimensions:** 12" x 12" each



## Mask Directions



Make the mask using "plaster gauze" available at craft stores.

**Form the mask with the eyeholes open. Make the eye covers separately.**

Attach the eye covers with Velcro for easy removal.